

# PHIL0008 Philosophical Study Skills End of Term Survey

---

## Table of contents

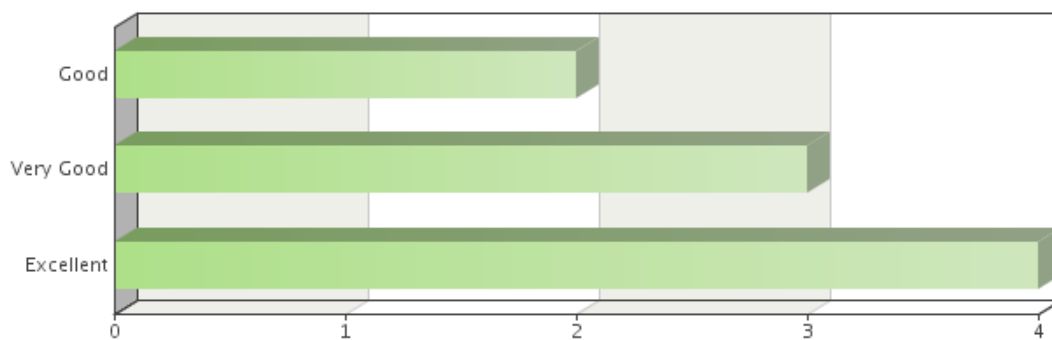
Report info.....	1
<b>Question 1:</b> Overall quality of the readings: .....	2
<b>Question 2:</b> Stimulation of intellectual curiosity and independent thinking: .....	3
<b>Question 3:</b> Seminar Leader.....	4
<b>Question 4:</b> Stimulation of intellectual curiosity and independent thinking:.....	5
<b>Question 5:</b> Overall quality of the seminars:.....	6
<b>Question 6:</b> Ability of seminar leader to raise challenging questions:.....	7
<b>Question 7:</b> Ability of seminar leader to clarify subject matter:.....	8
<b>Question 8:</b> Ability of seminar leader to encourage broad participation:.....	9
<b>Question 9:</b> Responsiveness to student questions and opinions:.....	10
<b>Question 10:</b> Please list any particular strengths or weaknesses of the seminars:.....	11
<b>Question 11:</b> Overall view of the module:.....	12
<b>Question 12:</b> Difficulty of the module:.....	13
<b>Question 13:</b> Do you have any suggestions on how to improve the module in the future or any other comm.....	14

## Report info

<b>Report date:</b>	Wednesday, April 3, 2019 11:03:10 AM BST
<b>Start date:</b>	Thursday, December 6, 2018 11:02:00 AM GMT
<b>Stop date:</b>	Sunday, January 6, 2019 11:59:00 PM GMT
<b>Number of completed responses:</b>	9
<b>Number of invitees:</b>	77
<b>Invitees that responded:</b>	53
<b>Invitee response rate:</b>	68.83%

## Question 1

Overall quality of the readings:

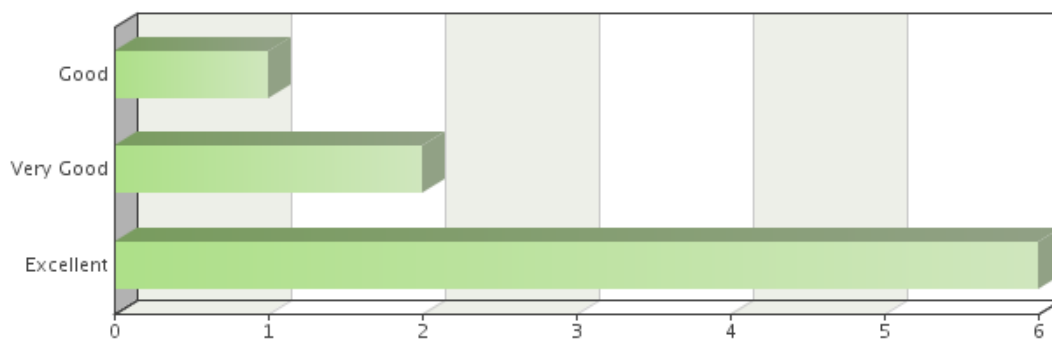


Frequency table

Levels	Absolute frequency	Relative frequency	Adjusted relative frequency
Good	2	22.22%	22.22%
Very Good	3	33.33%	33.33%
Excellent	4	44.44%	44.44%
Sum:	9	100%	100%
Not answered:	0	0%	-

## Question 2

Stimulation of intellectual curiosity and independent thinking:

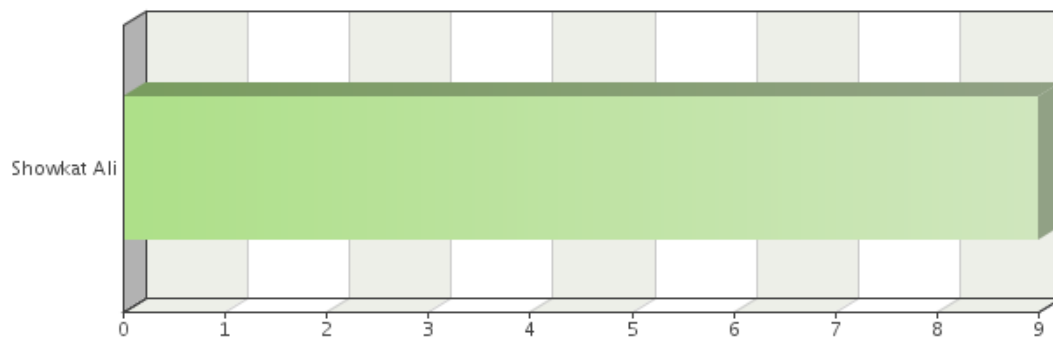


Frequency table

Levels	Absolute frequency	Relative frequency	Adjusted relative frequency
Good	1	11.11%	11.11%
Very Good	2	22.22%	22.22%
Excellent	6	66.67%	66.67%
Sum:	9	100%	100%
Not answered:	0	0%	-

### Question 3

Seminar Leader

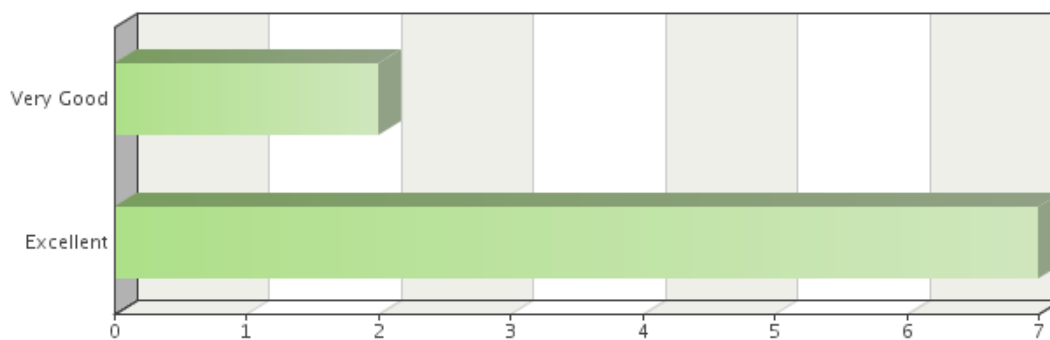


Frequency table

Items	Absolute frequency	Relative frequency	Adjusted relative frequency
Showkat Ali	9	100%	100%
Sum:	9	100%	100%
Not answered:	0	0%	-

## Question 4

Stimulation of intellectual curiosity and independent thinking:

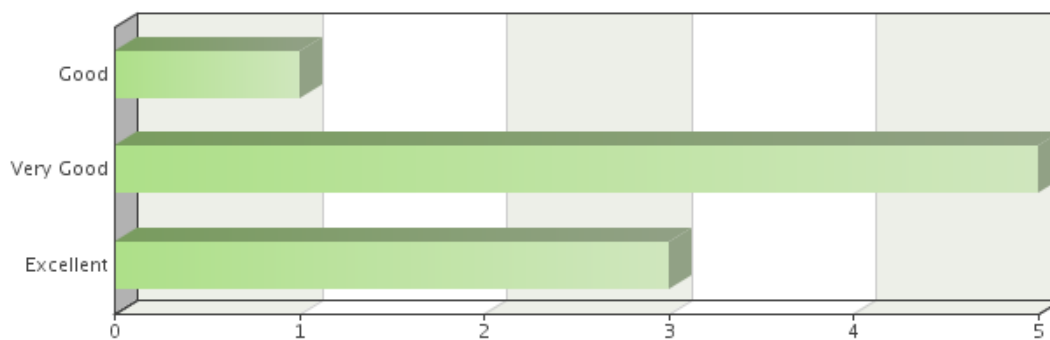


Frequency table

Levels	Absolute frequency	Relative frequency	Adjusted relative frequency
Very Good	2	22.22%	22.22%
Excellent	7	77.78%	77.78%
Sum:	9	100%	100%
Not answered:	0	0%	-

## Question 5

Overall quality of the seminars:

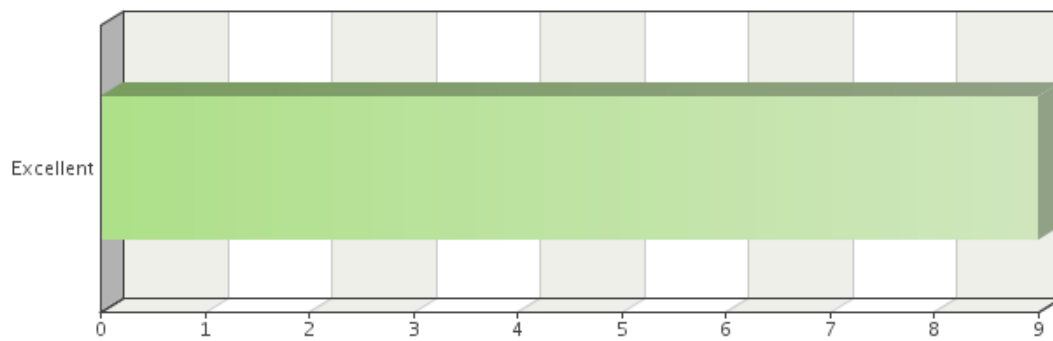


Frequency table

Levels	Absolute frequency	Relative frequency	Adjusted relative frequency
Good	1	11.11%	11.11%
Very Good	5	55.56%	55.56%
Excellent	3	33.33%	33.33%
Sum:	9	100%	100%
Not answered:	0	0%	-

## Question 6

Ability of seminar leader to raise challenging questions:



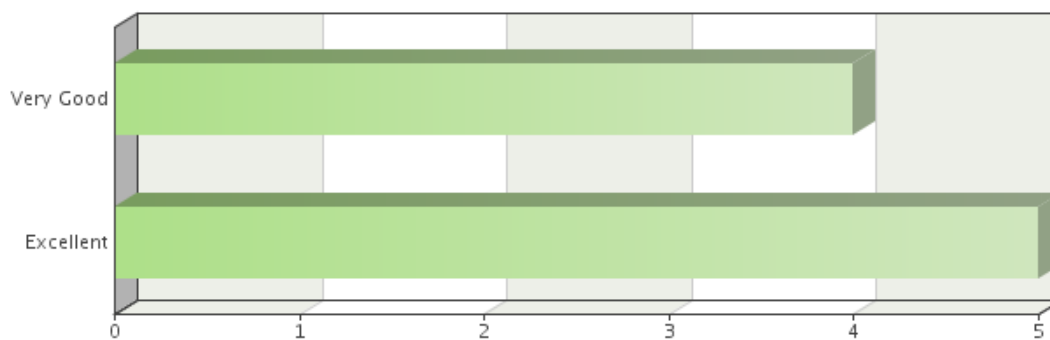
Frequency table

Levels	Absolute frequency	Relative frequency	Adjusted relative frequency
Excellent	9	100%	100%
Sum:	9	100%	100%
Not answered:	0	0%	-



## Question 7

Ability of seminar leader to clarify subject matter:

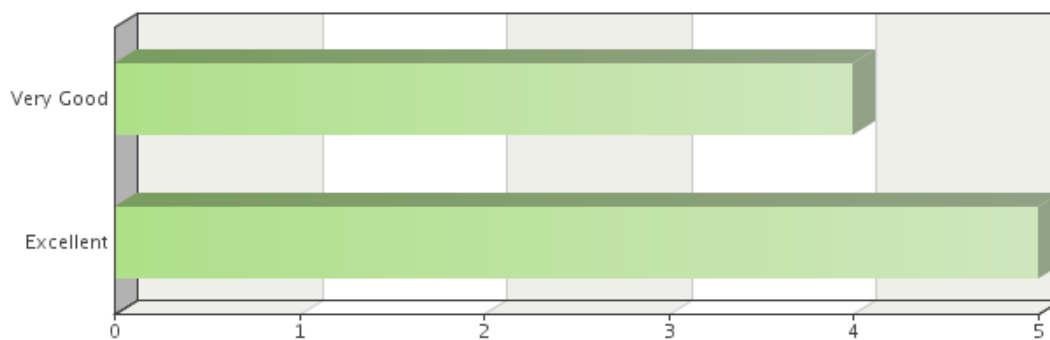


Frequency table

Levels	Absolute frequency	Relative frequency	Adjusted relative frequency
Very Good	4	44.44%	44.44%
Excellent	5	55.56%	55.56%
Sum:	9	100%	100%
Not answered:	0	0%	-

## Question 8

Ability of seminar leader to encourage broad participation:

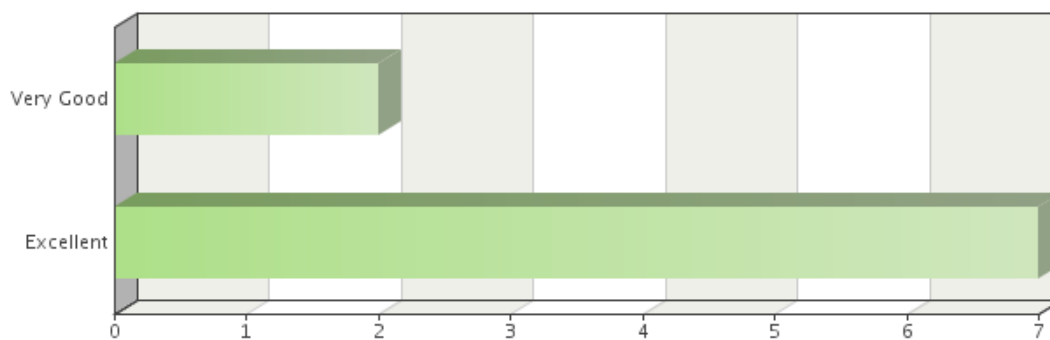


Frequency table

Levels	Absolute frequency	Relative frequency	Adjusted relative frequency
Very Good	4	44.44%	44.44%
Excellent	5	55.56%	55.56%
Sum:	9	100%	100%
Not answered:	0	0%	-

## Question 9

Responsiveness to student questions and opinions:



Frequency table

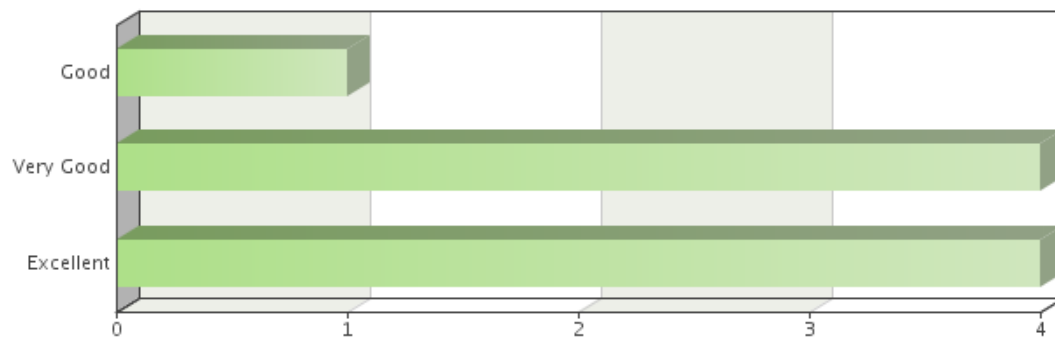
Levels	Absolute frequency	Relative frequency	Adjusted relative frequency
Very Good	2	22.22%	22.22%
Excellent	7	77.78%	77.78%
Sum:	9	100%	100%
Not answered:	0	0%	-

## Question 10

Please list any particular strengths or weaknesses of the seminars:

## Question 11

Overall view of the module:

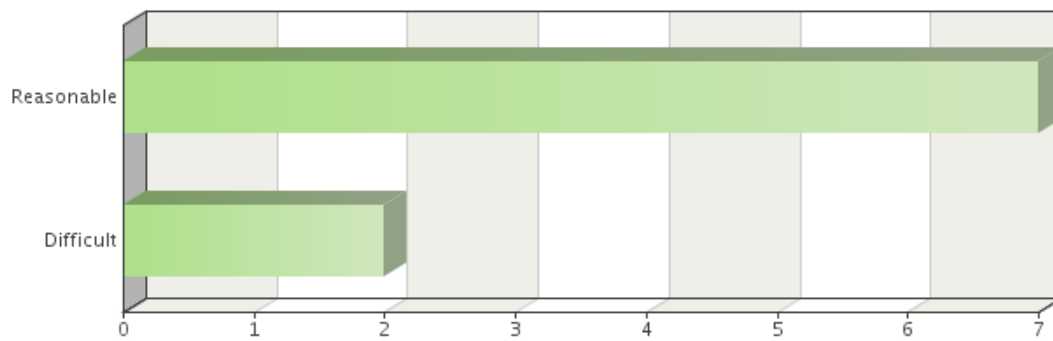


Frequency table

Levels	Absolute frequency	Relative frequency	Adjusted relative frequency
Good	1	11.11%	11.11%
Very Good	4	44.44%	44.44%
Excellent	4	44.44%	44.44%
Sum:	9	100%	100%
Not answered:	0	0%	-

## Question 12

Difficulty of the module:



Frequency table

Levels	Absolute frequency	Relative frequency	Adjusted relative frequency
Reasonable	7	77.78%	77.78%
Difficult	2	22.22%	22.22%
Sum:	9	100%	100%
Not answered:	0	0%	-

### **Question 13**

**Do you have any suggestions on how to improve the module in the future or any other comments?**